



Please read and learn safety instructions before use or maintain the equipment

- This cable tester can't test any electrified product.
- 9V reduplicated battery is used in this tester. Battery is advised to change if any weak light appears.
- Test can't be done while RJ45's copper screezers are not totally pressed. Any disobeys may lead to a permanent damage of the end!
- Please use quality tools to press the cables.
- Take out the battery if the tester isn't used for a long time.

Part 1:

PoE Tester

Description

The 802.3af/802.3at PoE Tester, connected to an RJ-45 outlet, allows one to test the live Ethernet cable and determine if power and data are present, and also identifies the type of Power Sourcing Equipment (either Endspan or Midspan) in your network. This unit is an easy-to-use Power over Ethernet adapter for professionals, businesses and home users to determine the existence of Power over Ethernet.

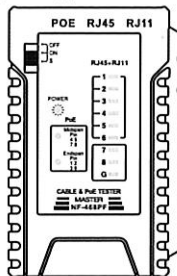
Item Description

1. Quickly and Easily test Ethernet network for Power over Ethernet existence
2. Quickly Identify the type of Power Source
3. Compliant with IEEE 802.3at /af PoE standard
4. RJ-45 Connector, simply plug in the cable
5. Compact design specifically tailored for system integrators and installers

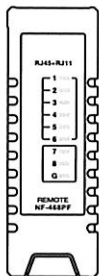
Operation (NF-468PF)

1. Connect one end of Lan cable into RJ45 Port (PoE), and the other end into the port of POE Switch.
2. Power the POE equipment and switch on the device.
3. When the Led1 turns orange as below, it means midspan (45/78) is providing power.
4. When the Led2 turns green as below, it means endspan (12/36) is providing power.

5. When the Led1 turns orange, and also Led2 turns green as below, it means midspan & endspan (4 pair) is providing power.



NF-468PF Main Tester



NF-468PF Remote Tester

Led 1(orange)	Led 2(green)	Result
√	×	Midspan (45/78)
×	√	Endspan (12/36)
√	√	4 pairs (1236 & 4578)

Operation (NF-468PT)

1. Connect one end of Lan cable into RJ45 Port (PoE), and the other end into the port of POE Switch.
2. Power the POE equipment and switch on the device.

Test result 1:

When the Led1 turns green as below, it means Endspan (12/36) is providing power, and it is 802.3af standard, the output power is 15.4W. (PD Max 12.95W)

Test result 2:

When the led1 turns green and Led2 turns blue as below, it means Endspan (12/36) is providing power, and it is 802.3at standard, the output power is 30W. (PD Max 25.5W)

Test result 3:

When the Led3 turns green as below, it means Midspan(45/78) is providing power. And it is 802.3af standard, the output power is 15.4W. (PD Max 12.95W)

Test result 4:

When the led3 turns green and Led4 turns blue as below, it means Midspan (45/78) is providing power, and it is 802.3at standard, the output power is 30W. (PD Max 25.5W)

Test result 5:

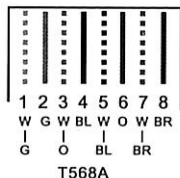
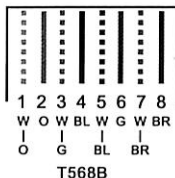
When the led1 & led3 both turn green, it means Midspan & Endspan (4 pairs) are both providing power, and it is 802.3af standard, the output power is 30W.

Test result 6:

When the 4 leds are on, it means Midspan & Endspan (4 pairs) are both providing power, and it is 802.3at standard, the output power is 60W.

Led 1(green)	Led 2(blue)	Led 3(green)	Led 4(blue)	Result
√	×	×	×	Endspan (1236) 802.3af (over Data)
√	√	×	×	Endspan (1236) 802.3at (over Data)
×	×	√	×	Midspan (4578) 802.3af (over Spare)
×	×	√	√	Midspan (4578) 802.3at (over Spare)
√	×	√	×	802.3af (4 pairs)
√	√	√	√	802.3at (4 pairs)

Part 2: Cable tester



8P8C



6P6C



PLUG

I. Functions

1. It can test corresponding double-twisted cable 1,2,3,4,5, 6,7,8 and G, meanwhile, it can judge wrong connection, short circuit and open circuit.
2. "OFF" means Power off, "ON" means normal speed, "S" means Slow Speed.
3. Tickle the "LAMP" button, the light will be on

II. Operation (eg: RJ45)

Turn on the tester with battery, choose "ON" (Normal grade) or "S" (Slow grade). Connect the RJ45 cable with Main Tester and Remote Tester, the lights of the main tester will turn on sequently from 1 to G as below:

Main Tester: 1-2-3-4-5-6-7-8-G

Remote Tester: 1-2-3-4-5-6-7-8-G

Following are abnormal connections:

1. If one cable, for example cable NO.3 is open circuited, the two NO.3 lights of the main tester and remote tester will not turn on.
2. If several cables are not connected, the corresponding lights will not turn on. If less than two cables are connected, none of the lights is on.
3. If two ends of a cable are disordered, for example NO.2 and NO.4, then display on:

Main Tester: 1-2-3-4-5-6-7-8-G

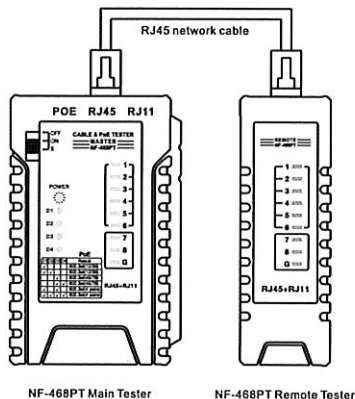
Remote Tester: 1-4-3-2-5-6-7-8-G

4. If two or more cables are short circuited, the corresponding lights won't be on of the remote tester while main tester remains normal.

III. If test patch panels or wall plate outlets, two cables which can match each other (eg 110P4-RJ45) will be connected to the tester.

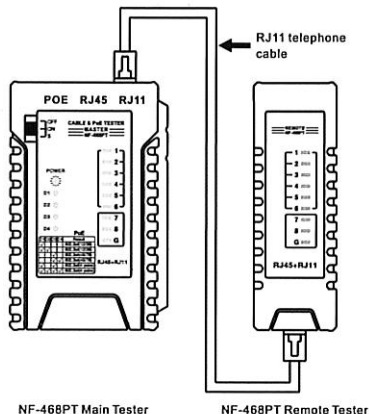
Test by RJ45 cable (NF-468PT/NF-468PF)

1. Switch on the power, choose "ON" or "S", the power light will turn on.
2. If UTP tested, the lights of the main tester and remote tester will turn on sequentially from 1 to 8 and circulates; if STP tested, the lights of the main tester and remote tester will turn on sequentially from 1 to G and circulates.
3. If the cable is breakage, disorder, short circuit, the result is as what was said above.
4. After operation, turn off the tester.



Test by RJ11/RJ12 (NF-468PT/NF-468PF)

1. Switch on the power, choose "ON" or "S", the power light will turn on.
2. If RJ11 cable tested, the lights of the main tester and remote tester will turn on sequentially from 2 to 5 and circulates. If RJ12 tested, the lights of the main tester and remote tester will turn on sequentially from 1 to 6 and circulates.
3. If the cable is breakage, disorder, short circuit, the result is as what was said above.
4. After operation, turn off the tester.



Function Comparison

Description	NF-468PF	NF-468PT
Verify RJ11 cable	√	√
Verify RJ45 cable	√	√
Detect PoE	√	√
Identify 802.3 at/af standard	×	√
Leds for PoE function	2	4

The difference among NF-468PF, NF-468PFL, NF-468PT and NF-468PTL

1. NF-468PFL: it has one more led lamp for working in dark than NF-468PF.
2. NF-468PTL: it has one more led lamp for working in dark than NF-468PT.

Diagram of series products



NF-8601



NF-868



NF-8200



NF-306



NF-268



NF-806R



NF-816



NF-801B



NF-3468



NF-388



NF-903



NF-900